

LOCAL DEVELOPMENT PLAN R-CODE VARIATIONS

- R-CODING**
- The R20, R25, R30 and R50 Residential Design Code apply as identified on this plan.
- SCHEME AND RESIDENTIAL DESIGN CODE VARIATIONS**
- Town Planning Scheme No 2 and the Residential Design Codes are varied as described in these notations.
 - The requirements of Town Planning Scheme No 2 and the Residential Design Codes shall be satisfied in all other matters.
 - Planning approval is not required, but a Building Licence is required, for the construction of a dwelling on any lot within the area covered by the Local Development Plan (LDP) (including lots with a land area less than 260 square metres) except where variations to the provisions of the LDP are sought.

- DESIGN ELEMENTS**
- The following matters apply to the development of lots affected by the LDP:
 - For all north-south orientated lots, at least one major opening to an indoor living area is to be installed on the northern elevation of a dwelling in order to maximise solar orientation.
 - Dwellings are required to suitably address adjacent street frontages as indicated to maximise visual surveillance. All visible house elevations (front building line to erected fence) from the secondary street shall feature a suitable level of detail in a manner consistent with the primary street elevation.
 - Dwellings on laneway lots shall be designed to address the primary street frontage with major openings and the main entry accessible via this frontage.
 - Outdoor Living Areas are permitted within the front setback.
 - No solid dividing fence shall be permitted forward of the established building line.
 - Location of studios and/or balconies abutting laneways is encouraged for increased surveillance through activity.
 - Lots 1483 & 1641-1646 that overlook Public Open Space shall be suitably designed and orientated to ensure passive surveillance of the Public Open Space. Dwellings shall have one or more major openings to a habitable room and an outdoor living area facing the POS.
 - For Lots 1605-1610, 1308-1312, 321, 1460, 1489-1492 & 1637-1640, a store room of minimum 4m² floor area shall be integrated into the dwelling (i.e. under the same roof) and constructed of the same materials. No additional sheds or outbuildings will be permitted on these lots.
 - For all R20, R25 and R30 (Lots 1649-1658 only) Front Loaded lots, the minimum open space requirement is 40%.
 - For Lots 1302-1305, 1647-1648 & 1659-1660 (R30 Front Loaded), the minimum open space requirement is 30%.
 - For Lots 1605-1610 (R25 Laneway), the minimum open space requirement is 35%.
 - For Lots 1308-1312, 321, 1460, 1493 & 1641-1646 (R30 Laneway & R30 Laneway Abutting POS), the minimum open space requirement is 35%.
 - For Lots 1306-1307, 1314-1318, 1458 & 319-320 (R50 Laneway), the minimum open space requirement is 25%.

- SETBACKS**
- Setbacks for development shall be in accordance with the following (except where noted, all other setbacks shall be in accordance with the R-Codes):
 - R20 & R25 Front Loaded**

Primary Street: Minimum 3m setback to dwelling. Front averaging is not required. Minimum 4.5m garage setback.

Side: Minimum 1m setback to secondary street for corner lots. Nil side setback to garage permitted.
 - R30 Front Loaded**

Primary Street: Minimum 3m setback to dwelling. Front averaging is not required. Minimum 4.5m garage setback.

Side: Minimum 1m setback to secondary street (including laneway) for corner lots. Nil side setback to garage permitted.
 - R25 & R30 Laneway**

Primary Street: For Lots 321, 1308-1312 & 1460, portion of the dwelling to be located between 3.0m and 3.5m from front boundary. Front averaging is not required. For Lots 1489-1492, 1605-1610 & 1637-1640, portion of the dwelling to be located between 2.5m and 3.5m from front boundary. Front averaging is not required.

Rear: Minimum 1.5m dwelling setback. Minimum 0.5m garage setback. Nil setback for studio (above garage).

Side: Nil setback for dwelling and garage to the nominated side boundary for a total maximum 2/3 length of boundary. Minimum 1m setback to secondary street for corner lots.

Other: Minimum 1.6m side setback to upper storey to preserve solar penetration.
 - R30 Laneway Abutting Public Open Space**

Public Open Space: Minimum 3m setback to dwelling for ground floor. Minimum 5m setback to dwelling for upper stories.

Laneway: Minimum 1.5m dwelling setback. Minimum 0.5m garage setback. Nil setback for studio (above garage).

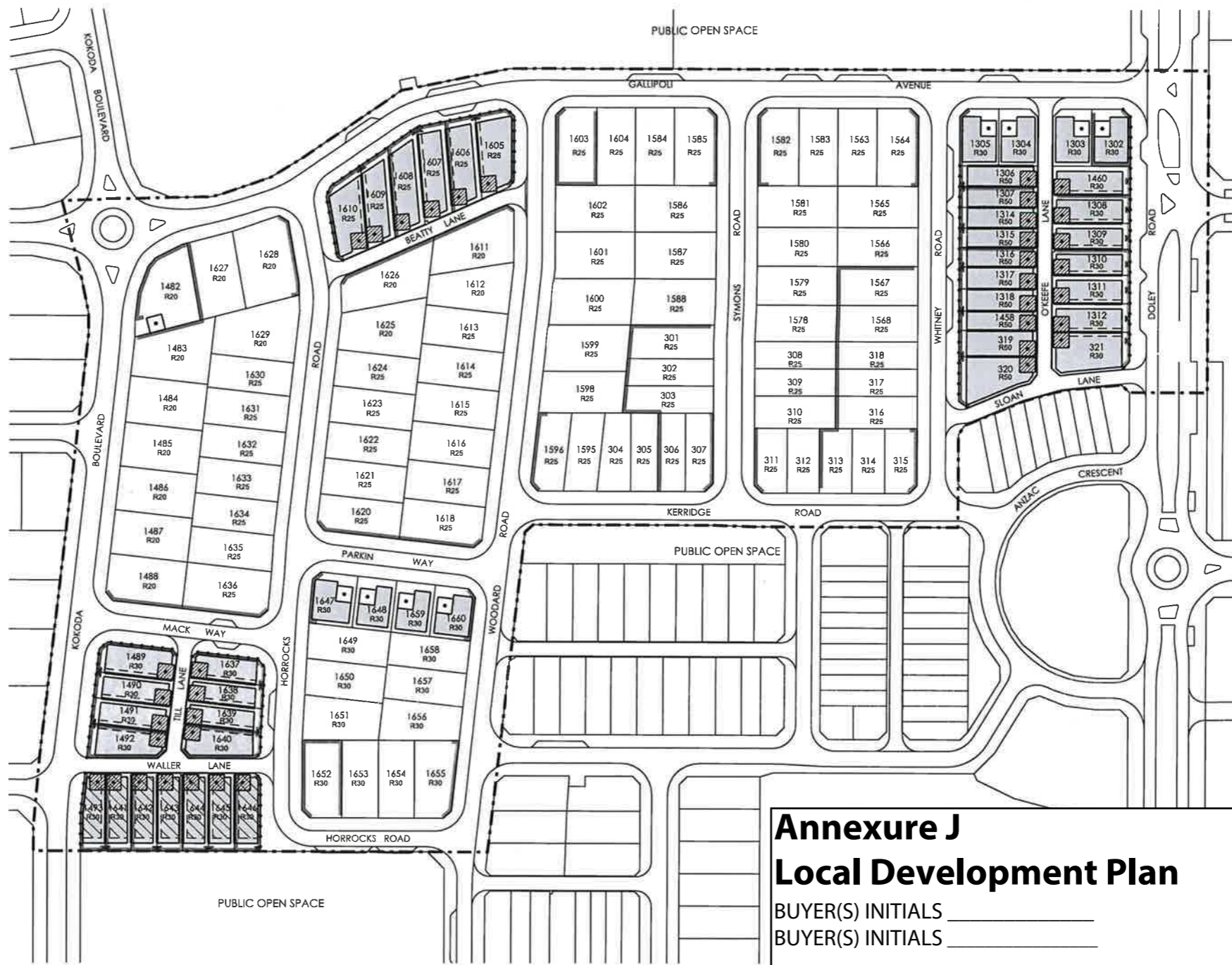
Side: Minimum 1m setback to secondary street (including laneway) for corner lots.

Other: Minimum 1.6m side setback to upper storey to preserve solar penetration.
 - R50 Laneway**

Primary Street: Portion of the dwelling to be located between 2.5m and 3.5m from front boundary. Front averaging is not required.

Rear: Minimum 1.5m dwelling setback. Minimum 0.5m garage setback. Nil setback for studio (above garage).

Side: Nil ground floor setback for house and garage for a maximum length determined by the front and rear setbacks, to both side boundaries. Minimum 1m setback to secondary street for corner lots.



- LOCAL DEVELOPMENT PLAN R-CODE VARIATIONS**
- GARAGES AND ACCESS**
- Garages are to be in accordance with the locations identified on the LDP.
 - Each house shall have a driveway and crossover completed prior to occupation of the house.
 - Maximum width of crossovers shall be 6 metres.
 - All driveways and crossovers shall be brick paved or other suitable material (but not asphalt) to the satisfaction of the Shire and Developer.
 - For all lots, no adjoining landowner consultation is required where garages are built with a nil setback.
- FENCING**
- All fencing within the estate will be provided and installed by the Developer. No additional fencing (other than side return panels) shall be erected without consultation and approval by the Developer. In the exceptional circumstance that front fencing is permitted, it shall be erected in accordance with the Developer's specific requirements.
 - All side boundary fencing behind the front building line is to be 1.8 metre high and fully installed prior to occupation of the dwelling.
- NOTIFICATION TO PROSPECTIVE PURCHASERS**
- The Developer is required to give prospective purchasers a complete copy of all the requirements of this LDP prior to Offer and Acceptance being made.

LEGEND

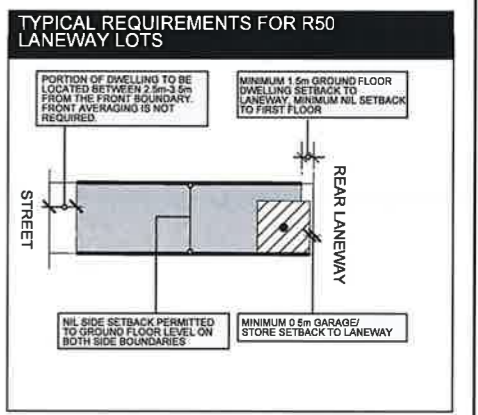
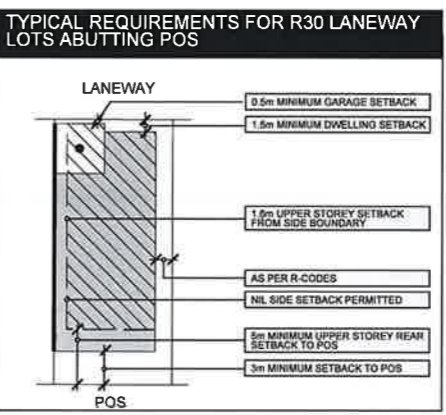
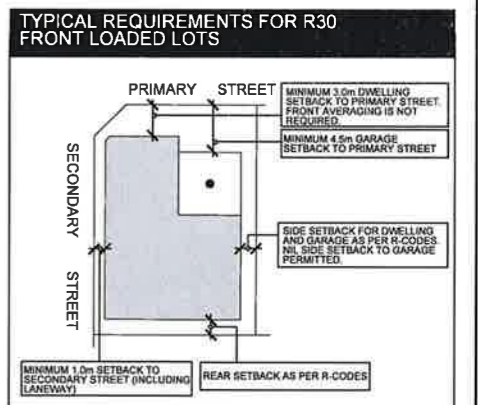
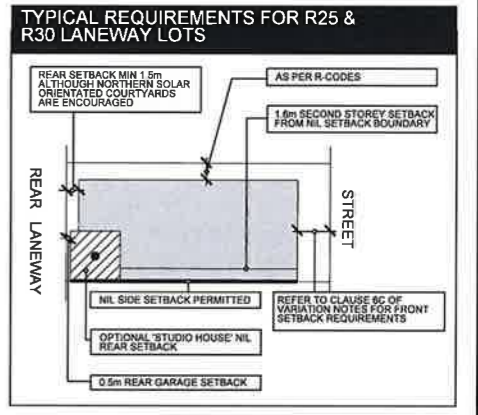
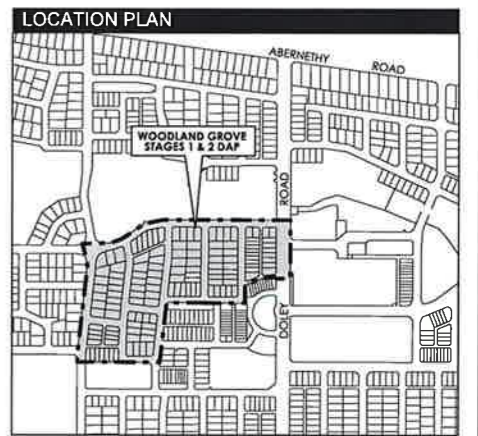
- Extent of Local Development Plan
- ▭ Building Envelope
- ⊗ Designated Garage Location
- ⊠ Preferred Garage Location
- - - 1.6m Minimum Setback for Second Storey
- ▬ Retaining Walls
- Designated Side Nil Setback
- ... No Vehicle Access
- ▨ Optional Studio House Preferred Location
- ⊡ Indicative Stair Access Location
- ▨ Second Storey Zone

ENDORSEMENT TABLE

Local Development Plan approved pursuant to Schedule 2, Part 6, cl. 52 of the Planning and Development (Local Planning Schemes) Regulations 2015

Authorised Officer: *[Signature]*

Date: 4/9/17



Revised Local Development Plan - Woodland Grove Stages 1 & 2 (WAPC Ref: 146082 & 154122)
 THE GLADES, BYFORD
 AN LWP BYFORD SYNDICATE PTY LTD PROJECT

Taylor Burrell Barnett Town Planning & Design
 187 Roberts Road Subiaco Western Australia 6008
 p: (08) 9382 2911 f: (08) 9382 4586 e: admin@tbbplanning.com.au

DATE: 06/01/10 10:10
 SCALE: 1:2000 @ A3
 PROJECT: 05/04/2017
 DRAWN: PCG 94
 CHECKED: BR
 PLANNED: BR

© COPYRIGHT TAYLOR BURRELL BARNETT. ALL RIGHTS RESERVED. NO PART OF THIS DOCUMENT MAY BE REPRODUCED OR TRANSMITTED IN ANY FORM OR BY ANY MEANS, WITHOUT THE WRITTEN PERMISSION OF TAYLOR BURRELL BARNETT. ALL AREAS AND DIMENSIONS SHOWN ARE SUBJECT TO SURVEY.